


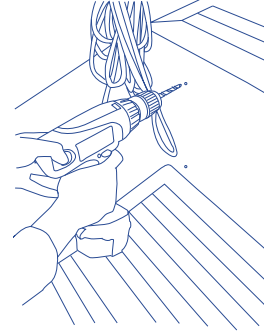
## INSTALLATION OF BLUE PERFORMANCE COCKPIT BAGS

Blue Performance cockpit and bulkhead bags are clipped on to small white hooks screwed into the boat. Bags can be removed easily for stowage.

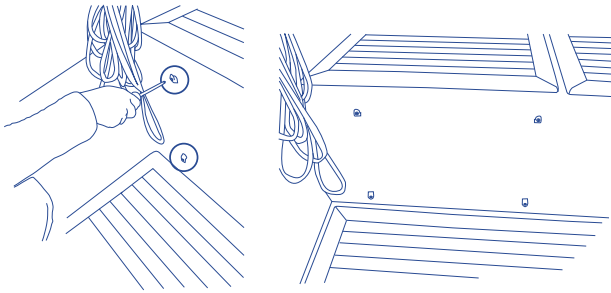
1 Choose the right location on board



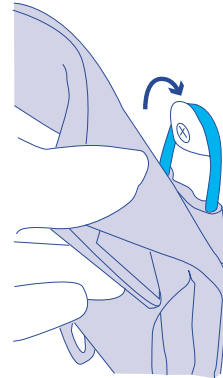
2 Using the drill pattern supplied drill four 3mm holes in the boat for each corner position.



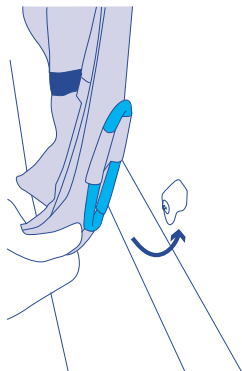
3 Screw the small white Blue Performance hooks in place, using the countersunk screws provided.



4 Place upper loops on upper hooks.



5 The back of each product has loops in each corner. Hang the top two cord loops over the hooks and stretch the two bottom elastic loops over the lower hooks.



6 The elastic loops hold the bag securely in place and are tagged to assist clipping them on and off.

